

# B&C SHELTER PRO - BP60

regular fit



**OUTER WEAR /UNIT**



Ergonomic concealed hood

Reflective piping at front and back panels for enhanced visibility and safety

1 external smartphone pocket with fastening

1 arm pocket with zip closure

3 extra outer pencil pockets

Adjustable cuffs with tabs for better fitting body shapes







Longer back for freedom of movement + warmth + protection when bending or kneeling



2 double entry front pockets with side fleece handwarmer access





-  BLACK [002]
-  NAVY [003]
-  DARK GREY [670]

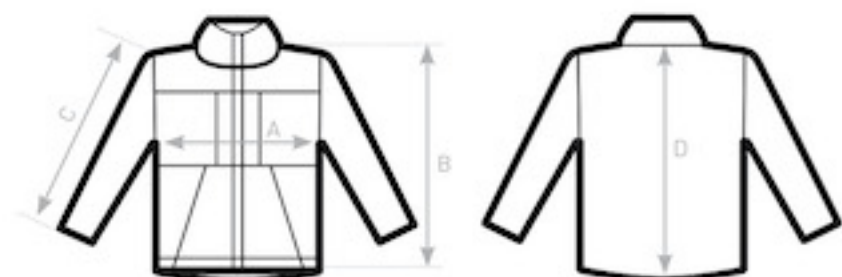


 **OUTER LAYER:** 100% polyester rip-stop  
**INNER LAYER:** 100% heavy padded polyester lining - 200 g/m<sup>2</sup>

-  12 multi-function pockets
-  Rip-stop outer shell ensures increased resistance to abrasion and tears
-  1 inside patched wallet pocket

-  Ergonomic zip pullers for easy access
-  Fabric tested for all printing techniques and embroidery

-  Polyester rip-stop
-  230 g/m<sup>2</sup>
-  S - M - L - XL - 2XL - 3XL - 4XL
-  1 pc/pack & 10pcs/carton



SIZES

| B&C SHELTER PRO JU C41        | S    | M  | L    | XL   | 2XL  | 3XL  | 4XL  |
|-------------------------------|------|----|------|------|------|------|------|
| A HALF CHEST                  | 59   | 62 | 65   | 68   | 71   | 74   | 77   |
| B BODY LENGTH FROM NECK POINT | 71   | 72 | 73   | 74,5 | 76   | 77,5 | 79   |
| C SLEEVE LENGTH               | 65,5 | 67 | 68,5 | 70   | 71,5 | 73   | 74,5 |
| D CENTER BACK LENGTH          | 76   | 77 | 78   | 79   | 80   | 81   | 82   |



## PROTECTION

- / Heavy duty protection
- / Waterproof 5000mm, windproof and thermo-insulated rip-stop outer shell
- / Heavy padded lining (200g/m<sup>2</sup>) for extra warmth
- / Standing collar, full length external stormflap with 3 closing tabs + 2 press studs and chin protector for windproofing
- / Longer back for freedom of movement, warmth and protection when bending or kneeling
- / Reflective piping at front and back panels for enhanced visibility and safety
- / Ergonomic lined and waterproof hood concealed inside the collar with elasticated cord and two easy to adjust stoppers
- / Neck lined with micro-fleece for extra warmth and comfort

## DURABILITY

- / Rip-stop outer shell ensures increased resistance to abrasion and tears
- / Double topstitched seams at shoulders, armholes and waist pockets with bartracks for double strength
- / Reinforced bottom back lining in rip-stop for higher durability & shower resistance
- / Long lasting high quality SBS zipper

## FUNCTIONALITY

- / Wide range of useful and expendable pockets with flap fastening:
  - large pockets with protective flaps and one with durable zip
  - outer left chest pocket with a vertical reverse and durable zip opening and ergonomic zip puller
- / 1 external smartphone pocket with fastening and easy access tabs
- / 3 extra outer pencil pockets
- / 2 double entry front pockets with side microfleece handwarmer access and flap
- / 1 inside patched wallet pocket with closing tabs
- / 1 arm pocket with zip closure
- / Ergonomic zip pullers for easy access against cold

## STYLE, FIT AND COMFORT

- / Warm work jacket with 12 multifunctional pockets
- / Modern and strong look
- / Rip-stop fabric enhances bold / strong look and perception of durability
- / Carefully designed ergonomic construction for best ease of movement
- / Adjustable cuffs with closing tabs for better fitting body shapes

## DECORATION

- / This comfortable jacket is also designed to be easily decorated

**B&C PRO / JUST KEEP WORKING**



## SEGMENTS

Made to last, this highly functional, heavy weight workwear jacket is designed to protect workers in a range of environments, however bad the weather gets. Its strong, modern look is combined with quality functional details to make sure the wearer is comfortable and visible at all times.

BUILDING AND CONSTRUCTION

SECURITY

Its carefully designed ergonomic construction makes this heavy weight workwear jacket comfortable to wear, offering protection and ease of movement. A heavy padded lining, full external storm flap, standing collar and chin protector ensure warmth and weather-proofness, whilst its longer back protects whether standing or kneeling. 12 multifunctional pockets complete this perfectly reliable and durable working partner.

### LIGHT WORKWEAR

SME employees, Security, Technicians, Mechanics, Craftsmen, Foremen, Gardening & Landscaping, Building & Construction, Architects